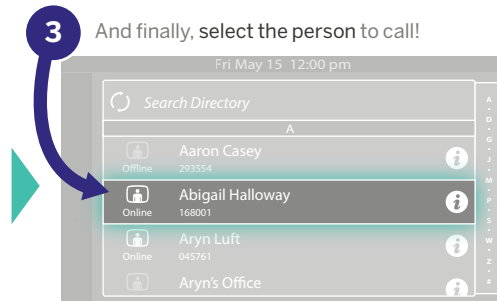
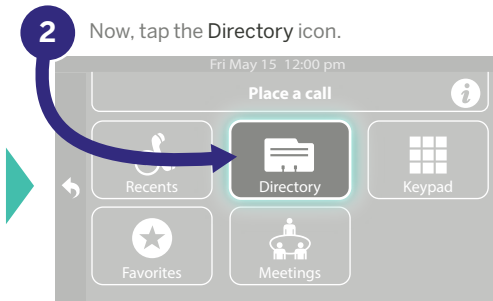
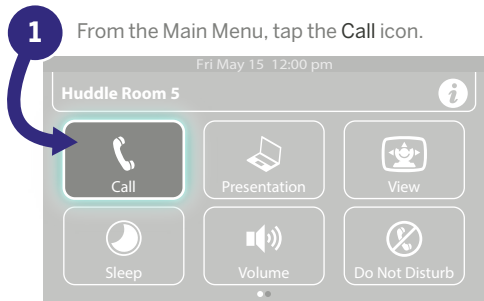
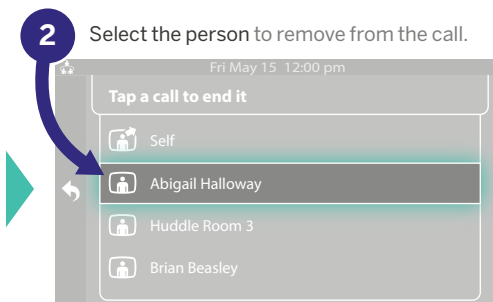
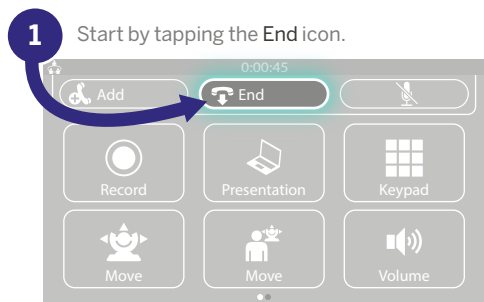


Make a Video Call 📞



Quick Tips: Locate and add contacts using Recents, Directory, or Favorites. Join a meeting using Meetings. Use the Keypad to dial a phone directly.

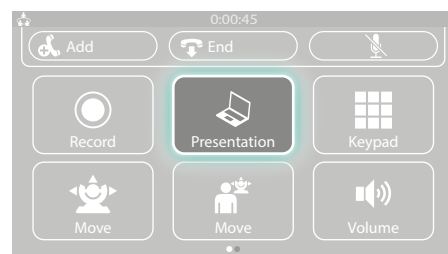
End a Video Call 📞



Did You Know? There are several ways to end a call. You can remove yourself, or one or more of the participants of the call.

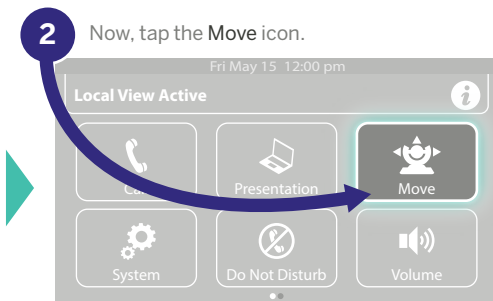
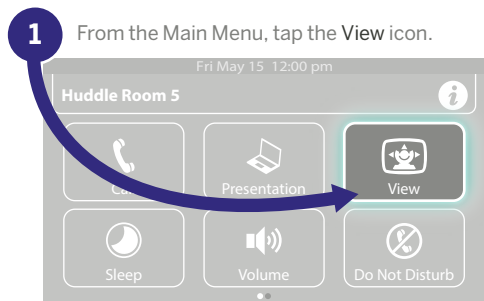
Start a Presentation 📺

To share your screen, tap the Presentation icon.

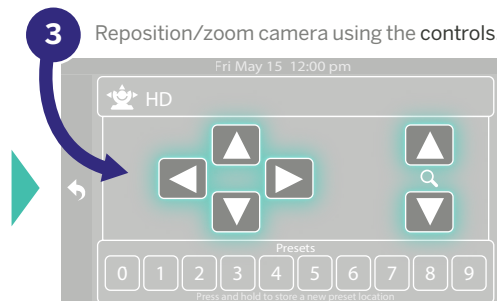


Quick Tip? To end presentation mode, just tap the same Presentation icon.

Move the Camera 📷



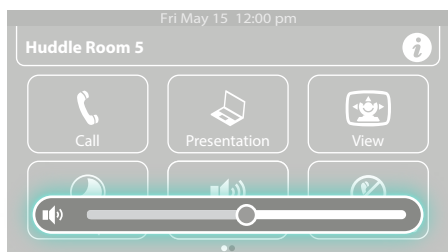
Quick Tip: When you are in a point-to-point call you can move their camera. Just look for the Remote Move icon



Did You Know? You can add a preset by pressing and holding a number in the Presets bar.

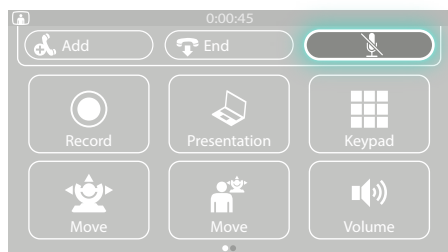
Adjust Volume 🔊

Tap the Volume icon. Use slider to adjust volume.




Mute Audio 📞

While in a call, tap the Mute icon.



Enable Do Not Disturb 🚫

Tap the Do Not Disturb icon.



Did You Know? Users attempting to call your system will receive an Unavailable message. You can look for who called while in DND by viewing the Recent Caller list under Call.