

Lifesize Cloud - How to Join as a Guest

Join a Lifesize Cloud video conference call quickly and simply from a browser. Google Chrome or Internet Explorer 11+ only

Click on the link under Connect over video in your email or calendar invitation.
Google Chrome or Internet Explorer 11 browser opens the Lifesize Call me page.

You're invited to call **Alice's Meeting Room** on Lifesize.

Connect over video

Join with your web browser (Chrome, IE11): <https://call.lifesizecloud.com/call/123456>

Other ways to call: <https://call.lifesizecloud.com/call/123456#show>

Connecting from a Lifesize conference room system? Just dial 123456 with the keypad.

Call in by phone

United States: +1 844 572 5683 extension 123456

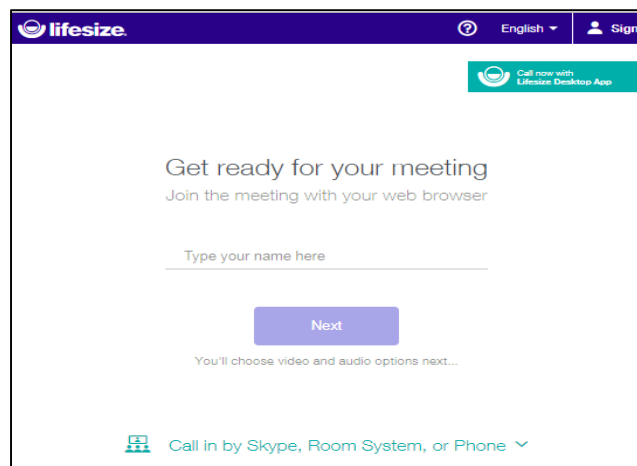
United States: +1 844 335 1258 extension 123456

Additional numbers:

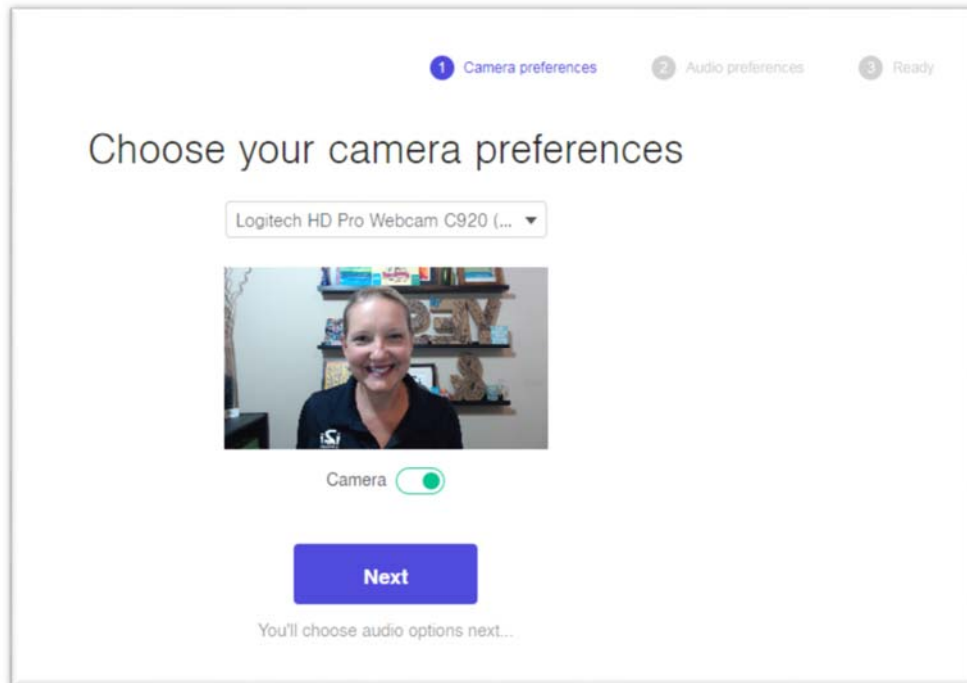
<https://call.lifesizecloud.com/numbers>

Note: Internet Explorer 11+ requires an installed plug-in prior to the first use.

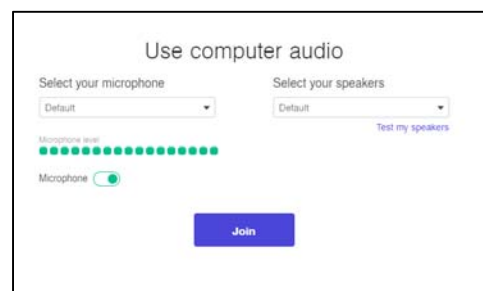
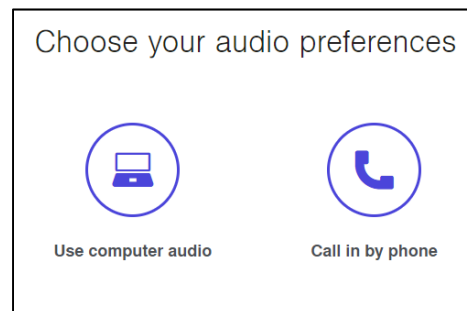
1. Enter your name and click Next.

A screenshot of the Lifesize Cloud web interface. The page has a purple header with the Lifesize logo, a language dropdown set to 'English', and a 'Sign In' button. Below the header is a green banner that says 'Call now with Lifesize Desktop App'. The main content area is white and contains the text 'Get ready for your meeting' and 'Join the meeting with your web browser'. There is a text input field labeled 'Type your name here' with a 'Next' button below it. Below the 'Next' button, it says 'You'll choose video and audio options next...'. At the bottom, there is a link that says 'Call in by Skype, Room System, or Phone' with a dropdown arrow.

2. Check your camera preview and select your audio device. Click Next.



3. Choose your audio preferences. Then click Join.



After you join the call, the call controls are at the bottom of the screen. You will see your own video in the lower right hand when the mouse is active.



Mute Audio



Click the microphone icon to mute your microphone. It will be **red** when muted. You will be able to hear the conversation during the call, but others will not hear you until you unmute the microphone.

Mute Video



Click the video icon to mute your video. It will be **red** when muted. You will be able to see others, but others will not be able to see you.

Presentation



Click the laptop icon to start a presentation. You will then be able to select either a desktop or an application to present. It will be green when you are sharing. Click the share button to begin the presentation. Stop sharing will terminate the presentation.

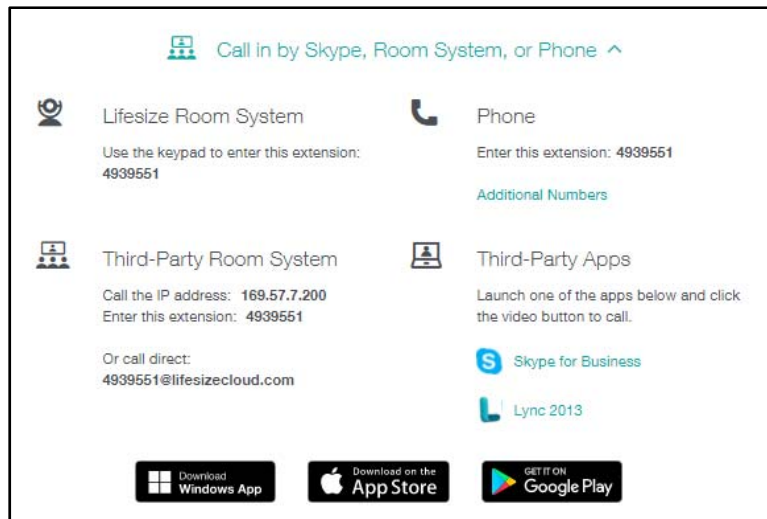
End a Call



Click the telephone icon to hang up the call. Be sure to always hang up at the end of a call. This will terminate all video and audio communications with other sites.

If you use Safari or Firefox, click downloads and other ways to call, you will see additional connection options.

Additional Ways to Join a Lifesize Video Conference Call as a Guest



Call from the Lifesize Cloud Desktop App

1. Open the Lifesize Cloud app and click **Guest User**.
2. Enter your name and the number of the person you want to call. The number uses this format: *extension@lifesizecloud.com*. You can [download the app here](#).

Call from the Lifesize Cloud Web App

1. In your email or calendar invitation, click the link under **Connect over video**.
2. Type your name and click **Next**.
3. Select your video and audio options and then click **Join**.

Call in Web Conferencing Mode

You can join a Lifesize Cloud meeting on video and call in with your phone for audio.

1. In your email or calendar invitation, click the link under **Connect over video**.
2. Type your name and click **Next**.
3. Select your video, and under Select your audio, choose **Call in by phone**. Choose your location, and call in on your phone.
4. Click **Join**.

*If you'd like to switch to your computer audio during the call, click on **Switch to computer audio** and hang up your phone. If you turn your camera off, you will still see and hear the call.*

Call from a Third-party Conference Room System

You can make and receive calls or join meetings with any conference room system:

1. In your email or calendar invitation, click the link under **Connect over video**.
2. Click **Downloads and other ways to call** to access the meeting information.
3. Locate the IP address and extension listed under **Call from a third-party conference room system**.
4. Type in the IP address and wait for the prompt before entering the extension.

Call from a Phone

You can join a Lifesize Cloud meeting as an audio-only participant from your phone.

1. Call one of the phone numbers listed in the email or calendar invitation.
2. Enter the **extension** of the person, or meeting, when prompted.