



We help people
with video
communications.

Helpful Hints

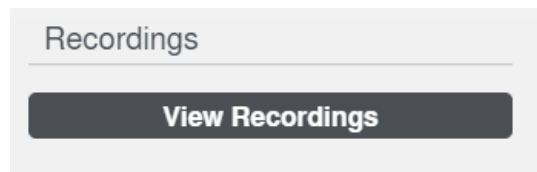
Connect and Record

Connect to a virtual meeting room. Click the record icon at the bottom of the screen.



View Recordings

From the Home Screen, click View Recordings in the bottom right corner.




Share a Recording

Click the share icon. Select the audience and copy the internal or external share link.



The link can be shared through email, posted on a website, or in an LMS.

Share Properties: Recording

Who can view recording: 

Add more viewers: (optional)

Shareable link within your account:

<https://manage.lifesize.com/singleRecording/c72...>  

Public link: <https://playback.lifesize.com/#/publicvid...> 